

Car parking; what works where.



Kevin McGeough, Policy Manager (planning and design)

What makes a good street?



“The place function is essentially what distinguishes a street from a road. Creating a sense of place.....comes largely from achieving a strong relationship between the street itself and buildings and public spaces that frame it.”

What makes a good street?



A sense of place encompasses a number of aspects of street design;

- **Local distinctiveness**
- **Visual quality**
- **Human interaction**

What makes a good street?

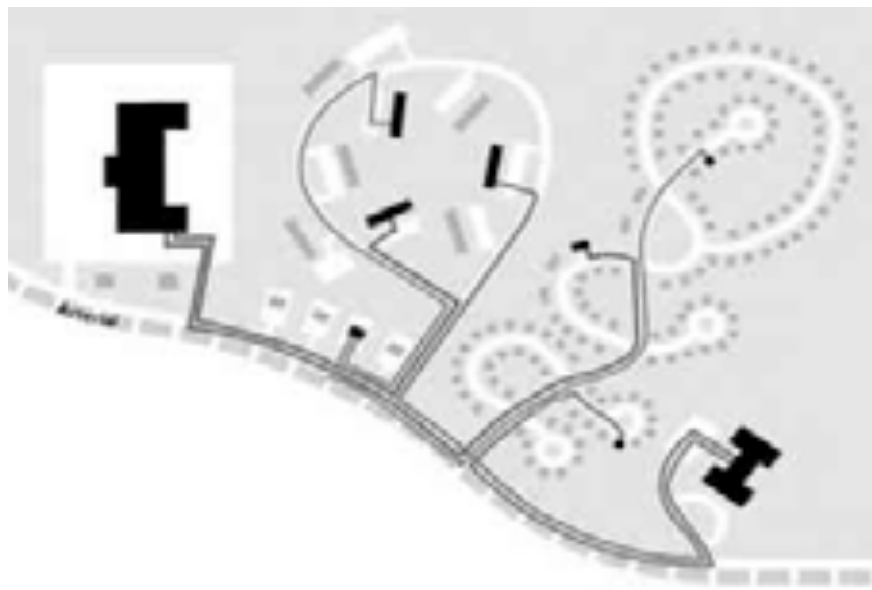


Where we park our cars influences the quality of street, and our experience of the place.

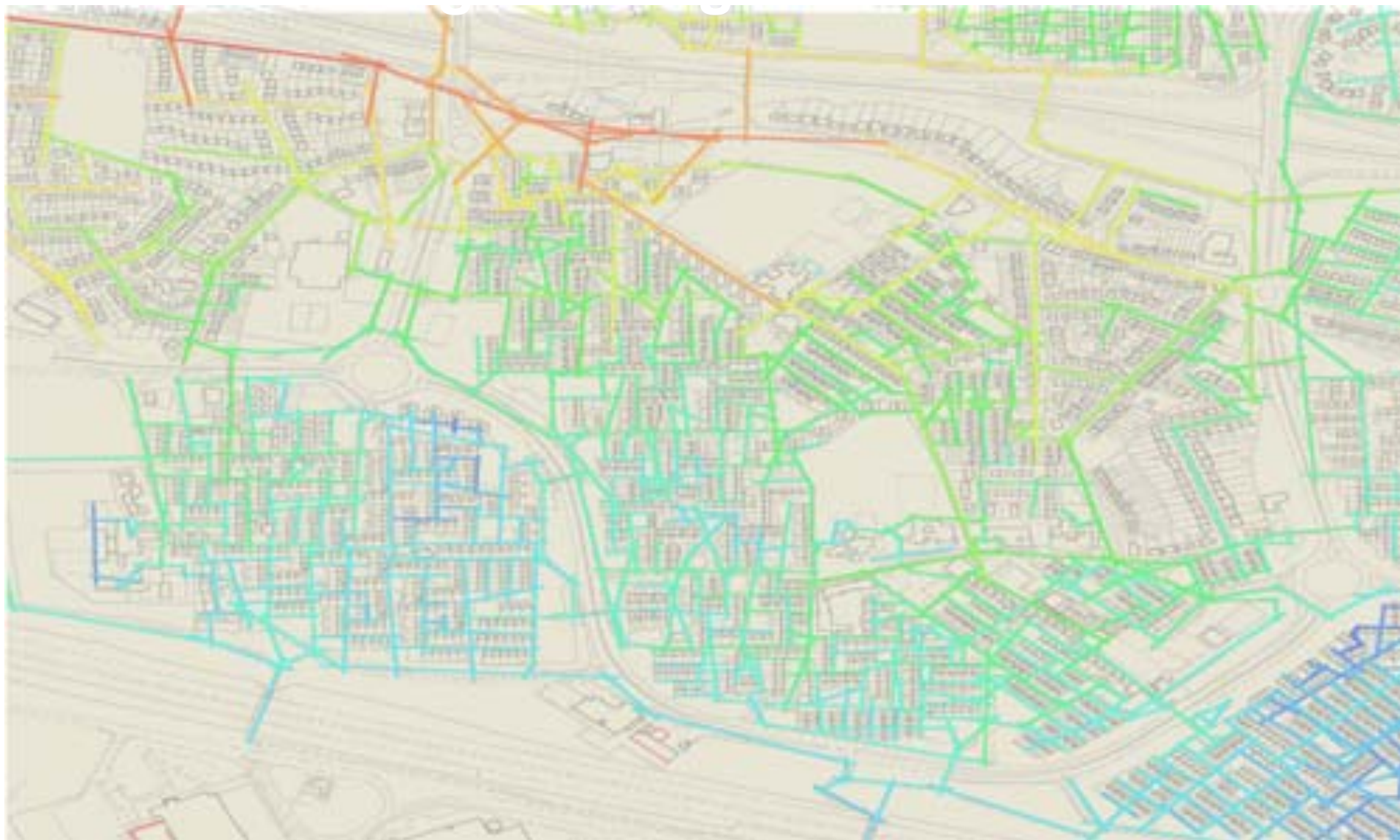
To create successful streets we must optimise the balance between;

- Convenience
- Safety and security
- Cost
- Quality of streetscape
- Accommodating the car, whilst providing alternatives

Where have we gone wrong?



Where have we gone wrong?



Where have we gone wrong?



Where have we gone wrong?



Where have we gone wrong?



Where have we gone wrong?



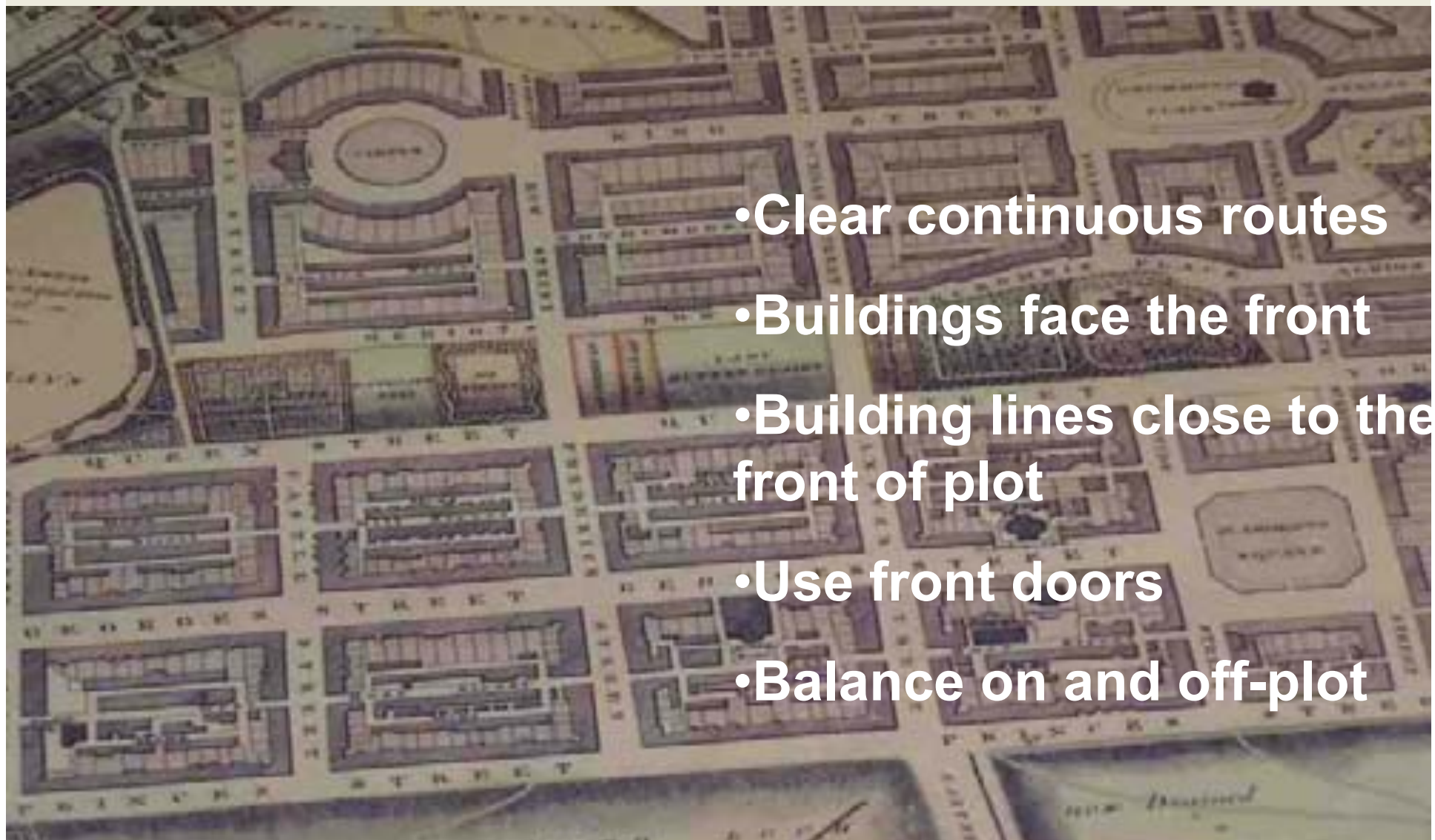
Where have we gone wrong?



Where have we gone wrong?



When did we get it right?



- Clear continuous routes
- Buildings face the front
- Building lines close to the front of plot
- Use front doors
- Balance on and off-plot

When did we get it right?



When did we get it right?



When did we get it right?



When did we get it right?



Car parking; what works where.




- Menu of 22 approaches to car parking
- 24 good practice case studies
- Matrix of “ what works where”
- Golden Rules.

	Central Inner City	Urban Town & City	Suburban Outer City & Rural
ON PLAT			
Multistorey	●	●	●
Underground	●	●	●
Undercroft	●	●	●
Podium	●	●	●
Basement	●	●	●
Foot court	●	●	●
Rear court	●	●	●
More street	●	●	●
ON STREET			
Central orientation	●	●	●
Right angled	●	●	●
Angled to pavement	●	●	●
In line with pavement	●	●	●
Winding routes	●	●	●
ON PLAT			
Street court	●	●	●
Chaffin unit	●	●	●
Height group	●	●	●
Attached garage	●	●	●
Out set or drive through	●	●	●
Rear court	●	●	●
Car port	●	●	●
Hardstanding	●	●	●
Detached garage	●	●	●
Detached garage to front	●	●	●



Car parking; what works where – Off-plot.

TYPE OF LOT			
Multi-storey	●	●	●
1-Storey ground	●	●	●
Underground	●	●	●
Perimeter	●	●	●
Mechanical	●	●	●
Street (east)	●	●	●
Street (west)	●	●	●
Street (south)	●	●	●



Car parking; what works where – Off-plot.

CAR PLOT			
Multi-storey	●	●	●
Underground	●	●	●
Undercroft	●	●	●
Podium	●	●	●
Mechanical	●	●	●
Street level	●	●	●
Road level	●	●	●
Street level	●	●	●



Car parking; what works where – On-street.

ON STREET			
Central reservation	●	●	●
Right angled	●	●	●
Angled to pavement	●	●	●
In line with pavement	●	●	●
Housing square	●	●	●



Car parking; what works where – On-street.

ON STREET			
Central reservation	●	●	●
Right angled	●	●	●
Angled to pavement	●	●	●
In line with pavement	●	●	●
Hoisting square	●	●	●



Car parking; what works where – On-plot.

On Plot	Green	Yellow	Red
Block court	Green	Yellow	Red
Cluster unit	Green	Yellow	Red
Integral garage	Green	Yellow	Red
Attached garage	Green	Yellow	Red
Cut out or drive through	Green	Yellow	Red
Road court	Green	Yellow	Red
Car port	Green	Yellow	Red
Handovering	Green	Yellow	Red
Detached garage	Green	Red	Yellow
Detached garage to front	Green	Red	Yellow



Car parking; what works where – On-plot.

ON PLOT			
Block court	●	●	●
Cluster unit	●	●	●
Integral garage	●	●	●
Attached garage	●	●	●
Car lift or drive through	●	●	●
Row court	●	●	●
Car port	●	●	●
Hardstanding	●	●	●
Detached garage	●	●	●
Detached garage to front	●	●	●



Quality, detailing and common sense!!



English Partnerships The National Regeneration Agency



www.englishpartnerships.co.uk